

Tender Text



Nr. Produs: La cerere

ALPHA3 25-80 180

High-efficiency circulator pump with permanent-magnet motor (ECM technology) and integrated electronic performance adaptation due to continuously variable speed control for circulation of clean heating water according to VDI 2035.

Features and benefits:

- New Read out of pump performance. Enable the use of ALPHAreader for heat emission balancing.
- New Adv. Dry run protection. Protect the pump in case of no water in the pump.
- New Improved start. Secure start under tough conditions
- New Manual Summer mode. Save energy during summertime and ensure safe start in the heating season
- AUTOADAPT function will automatically find the best setpoint- save energy consumption and set-up time.
- Insulating shells are supplied with pumps to minimize heat loss in heating and cooling systems.
- Display showing actual power consumption in Watt or actual flow in m³/h to control design paramters.
- Best energy efficiency index (EEI) in the market provide highest energy savings during a year.
- Stainless-steel pump housings are available if the application is sensitive or SS is a demand.
- Energieeinsparverordnung – EnEV §14(3). Complies with the German regulation for energy saving in buildings and building systems
- Automatic Night Setback that further reduces the energy consumption.
- Simple selection among three constant-pressure curves, three proportional-pressure curves or three fixed speeds with only one button . Quick and simple setup.
- ALPHA plug. Easy, quick and safe electrical connection.
- ALPHA2 is suitable for cold-water systems. Higher application flexibility .
- Electro-coated pump housing. No corrosion issues.
- No external motor protection is required. Reduced installation time and costs.

Liquid:

Lichide pompatate: Ap
Gama temperaturii lichidului: 2 .. 110 °C
Temp. lichid: 60 °C
Densitate: 983.2 kg/m³

Technical:

Clasa TF: 110
Aprob ri pe etichet : VDE,GS,CE

Materials:

Corpul pompei (stator): Font
EN-GJL-150
ASTM A48-150B
Rotor: PES 30%GF

Instala ie:


Gama temperaturii ambientale: 0 .. 40 °C
Presiune de func ionare maxim : 10 bar
Racordarea pompei la instala ie: G 1 1/2
Presiune maxim de func ionare: PN 10
Distanta dintre porturi: 180 mm

Electrical data:

Power input - P1: 3 .. 50 W
Frecven a re elei electrice: 50 Hz
Tensiune nominal : 1 x 230 V
Curent consumat maxim: 0.04 .. 0.44 A
Grad de protec ie (IEC 34-5): X4D
Clas de izolare (IEC 85): F

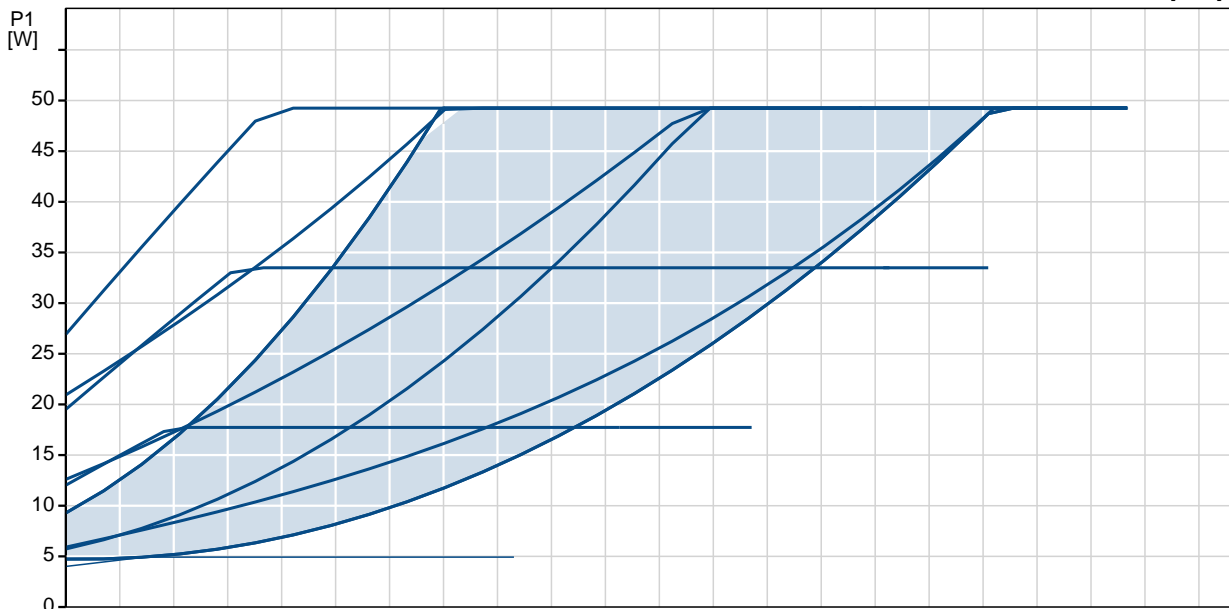
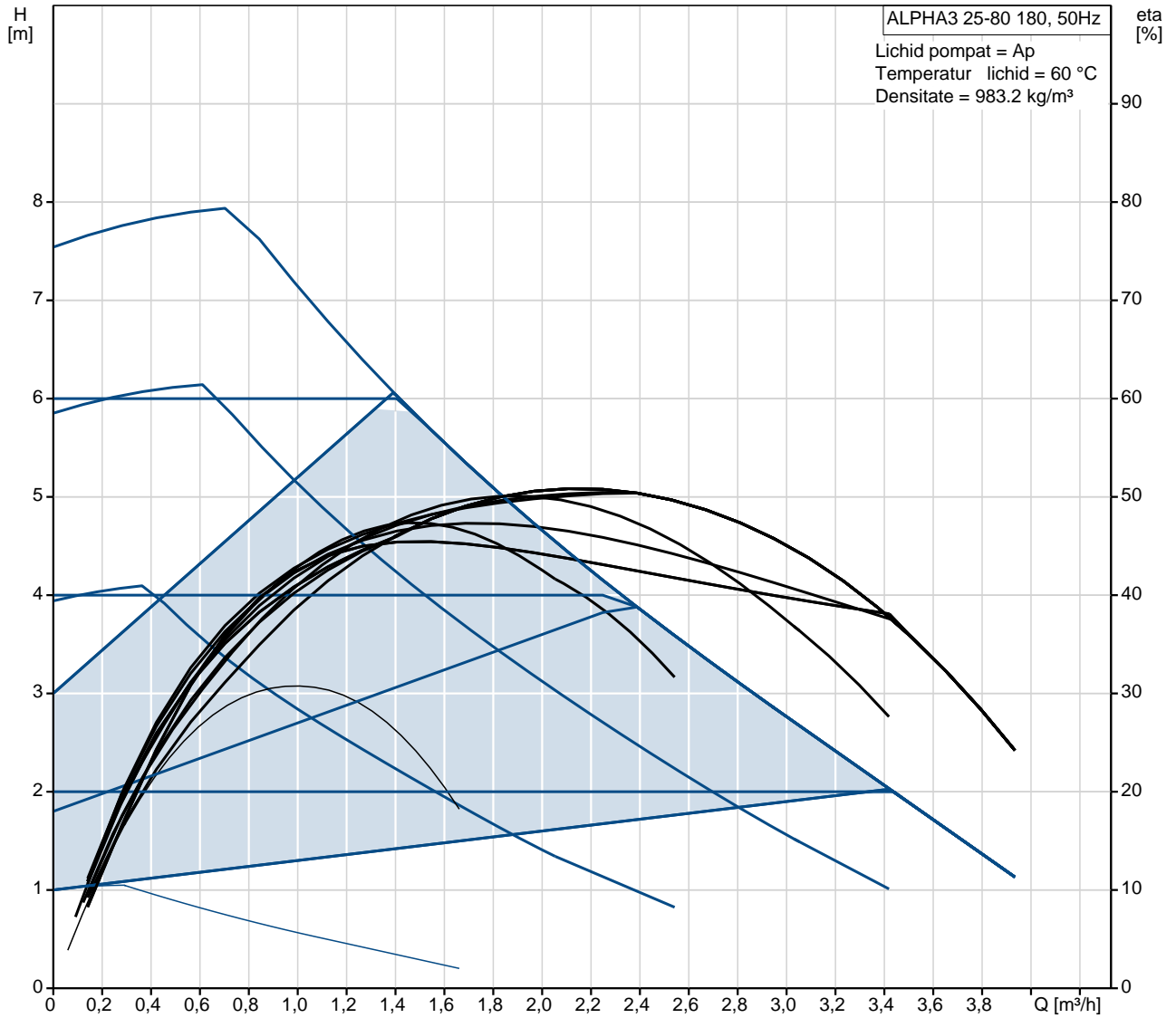
Others:

Energy (EEI): 0.18
Greutate net : 2.01 kg
Greutate brut : 2.13 kg

Pozitie	Cant.	Descriere
	1	<p>ALPHA3 25-80 180</p>  <p>Nr. Produs: La cerere</p> <p>High-efficiency circulator pump with permanent-magnet motor (ECM technology) and integrated electronic performance adaptation due to continuously variable speed control for circulation of clean heating water according to VDI 2035.</p> <p>Features and benefits:</p> <ul style="list-style-type: none"> • New Read out of pump performance. Enable the use of ALPHAreader for heat emission balancing. • New Adv. Dry run protection. Protect the pump in case of no water in the pump. • New Improved start. Secure start under tough conditions • New Manual Summer mode. Save energy during summertime and ensure safe start in the heating season • AUTOADAPT function will automatically find the best setpoint- save energy consumption and set-up time. • Insulating shells are supplied with pumps to minimize heat loss in heating and cooling systems. • Display showing actual power consumption in Watt or actual flow in m³/h to control design paramters. • Best energy efficiency index (EEL) in the market provide highest energy savings during a year. • Stainless-steel pump housings are available if the application is sensitive or SS is a demand. • Energieeinsparverordnung – EnEV §14(3). Complies with the German regulation for energy saving in buildings and building systems • Automatic Night Setback that further reduces the energy consumption. • Simple selection among three constant-pressure curves, three proportional-pressure curves or three fixed speeds with only one button . Quick and simple setup. • ALPHA plug. Easy, quick and safe electrical connection. • ALPHA2 is suitable for cold-water systems. Higher application flexibility . • Electro-coated pump housing. No corrosion issues. • No external motor protection is required. Reduced installation time and costs. <p>Liquid: Lichide pompatate: Ap Gama temperaturii lichidului: 2 .. 110 °C Temp. lichid: 60 °C Densitate: 983.2 kg/m³</p> <p>Technical: Clasa TF: 110 Aprob ri pe etichet : VDE,GS,CE</p> <p>Materials: Corpul pompei (stator): Font EN-GJL-150 ASTM A48-150B Rotor: PES 30%GF</p> <p>Instalatie: Gama temperaturii ambientale: 0 .. 40 °C Presiune de func ionare maxim : 10 bar Racordarea pompei la instalatie: G 1 1/2 Presiune maxim de func ionare: PN 10</p>

Pozitie	Cant.	Descriere
		Distan a dintre porturi: 180 mm
		Electrical data:
		Power input - P1: 3 .. 50 W
		Frecven a re elei electrice: 50 Hz
		Tensiune nominal : 1 x 230 V
		Curent consumat maxim: 0.04 .. 0.44 A
		Grad de protec ie (IEC 34-5): X4D
		Clas de izolare (IEC 85): F
		Others:
		Energy (EEI): 0.18
		Greutate net : 2.01 kg
		Greutate brut : 2.13 kg

La cerere ALPHA3 25-80 180 50 Hz



Descriere	Valori i tipuri
-----------	-----------------

Informa ii generale:

Nume produs::	ALPHA3 25-80 180
Nr. produs::	La cerere
Numărul EAN::	La cerere
Pre :	La cerere

Technical:

În l ime de pompare max.:	80 dm
Clasa TF:	110
Aprob ri pe etichet :	VDE,GS,CE
Model:	A

Materials:

Corpul pompei (stator):	Font
	EN-GJL-150
	ASTM A48-150B
Rotor:	PES 30%GF

Instala ie:

Gama temperaturii ambientale:	0 .. 40 °C
Presiune de func ionare maxim :	10 bar
Racordarea pompei la instala ie:	G 1 1/2
Presiune maxim de func ionare:	PN 10
Distan a dintre porturi:	180 mm

Liquid:

Lichide pompate:	Ap
Gama temperaturii lichidului:	2 .. 110 °C
Temp. lichid:	60 °C
Densitate:	983.2 kg/m ³

Electrical data:

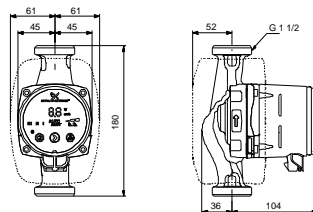
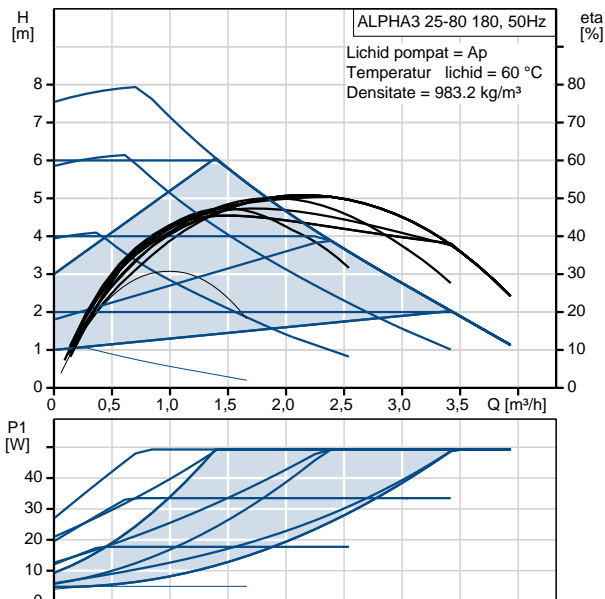
Power input - P1:	3 .. 50 W
Frecven a re elei electrice:	50 Hz
Tensiune nominal :	1 x 230 V
Curent consumat maxim:	0.04 .. 0.44 A
Grad de protec ie (IEC 34-5):	X4D
Clas de izolare (IEC 85):	F
Tip protec ie motor încorporat :	F R
Protec ie termic :	ELEC

Controls:

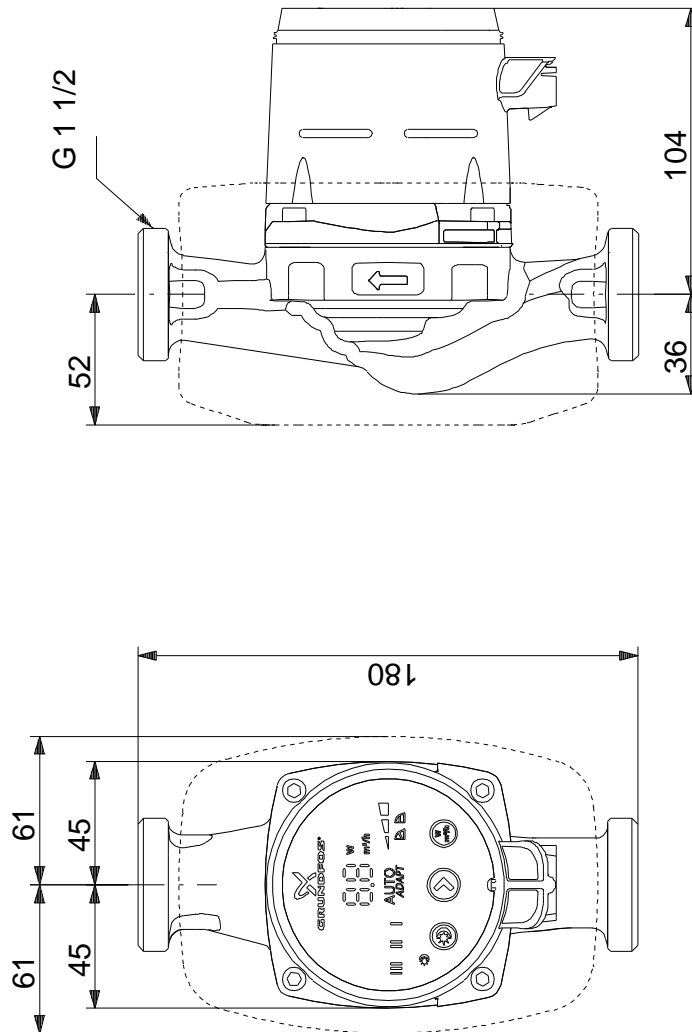
Automat noaptea:	func ionare redus automat pe timp te noapte inclus
Pozi ia cutiei de conexiuni:	6H

Others:

Energy (EEI):	0.18
Greutate net :	2.01 kg
Greutate brut :	2.13 kg

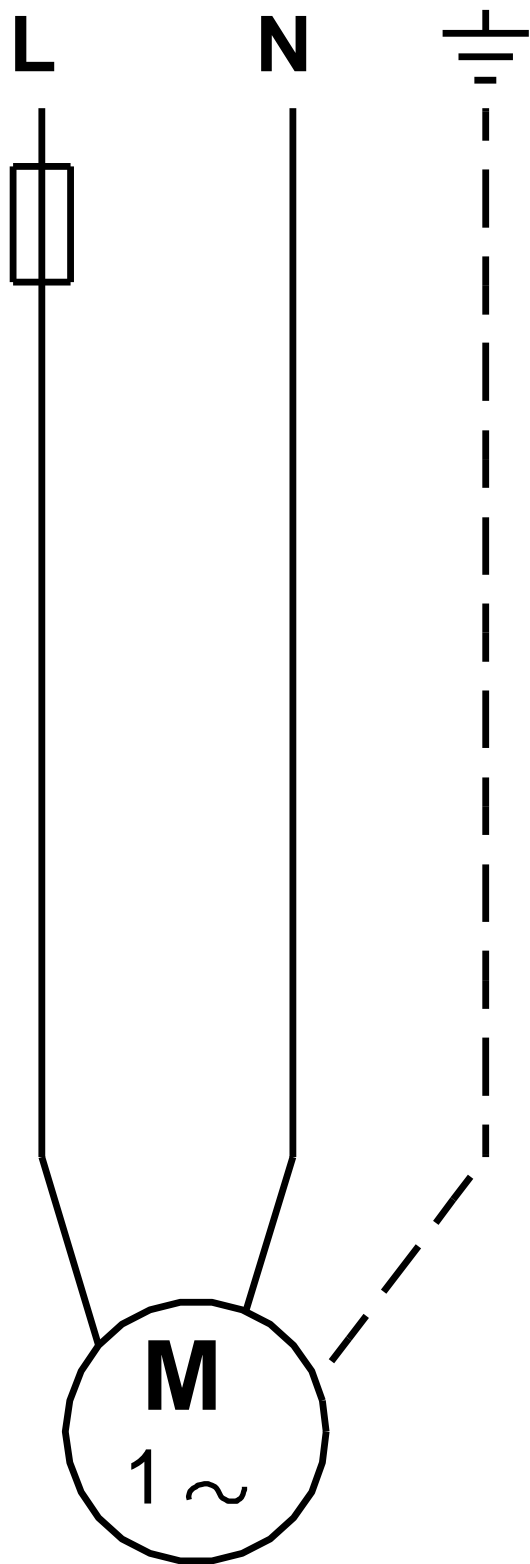


La cerere ALPHA3 25-80 180 50 Hz



Note! All units are in [mm] unless others are stated.
Disclaimer: This simplified dimensional drawing does not show all details.

La cerere ALPHA3 25-80 180 50 Hz



Not ! Toate unit ile sunt în [mm] dac nu altele sunt condi iile.